



AI-powered ribbon fiber splicer Q102-M12+

Powered by



NanoTune™
Enhanced splice experience




SumiCloud™



Ribbon splicing. Redefined.




AI-powered,
NanoTune™ for
ribbon splicing



Better fiber
alignment
with ACAS



Patented coatings
on V-grooves
and lens



Versatile,
replaceable
V-grooves

One World, Connected.

Specifications

Items	Q102-M12+	
Optical fiber requirements	Material	Silica glass
	Profile types	Single/ SMF(G652), MMF(G651), DSF(G653), NZDSF(G655), BIF(G657)
	Fiber count	1, 2, 3, 4, 5, 6, 7, 8, 9, 10, 11, 12
	Cladding diameter	125μm
	Coating diameter	Single fiber coating dia: 200μm, 250μm, 500μm, 900μm Ribbon fiber thickness: 200-400μm
	Applicable cable	Drop cable(2.0mm×3.1,or2.6mm), Indoor cable(2.0mm×1.6mm)
Standard performance	Cleave length	10mm
	Splice loss (typical) *1	SMF 0.05dB, MMF 0.02dB, DSF 0.08dB, NZDSF 0.08dB
	Splice time (typical)	11sec (SM 12c Quick Mode), 14 sec (SM 12c Std. Mode)
	Heating time (typical)	28sec (FPS-6 sleeves, 40mm 1-12c Quick Mode)
	Splice & heat cycles per battery full charge *2	Approx 180
	Fiber view and magnification	2 CMOS cameras observation, 23X (zoom 46X)
Programs	Proof test	1.96-2.09 N
	Applicable protection sleeve	60mm, 40mm & Sumitomo Electric nano sleeves
	Splice programs	Max 300
Functions	Heating programs	Max 100
	Splice image capture / Splice data storage	200 images / 10,000 splice data (internal memory only) 50,200 images / 20,000 splice data (with 16GB SD card)
	Automatic fiber count detection	Provided
	Automatic arc calibration	Automatically compensates for environmental condition changes
	Auto clamping adjustment system	Provided
	Reversible fiber holder system	Provided
Size / Weight	Dual automatic independent heaters	Provided
	User-selectable heater clamp operation	Provided
	Display of remaining Splice & Heat cycles	Provided (Battery mode)
	Onboard user training video	Provided
	Wireless LAN connectivity (Option) *3	Provided
	Size	128 (W) x 154 (D) x 130 (H) mm (without anti-shock rubber)
Terminals	Weight	1.8kg(without Battery) / 2.1kg(with Battery BU-16)
	Monitor	5.0" touch screen color LCD display
	DC output	DC 12V (for JR-7)
Power supply	USB port	USB2.0 (mini-B type)
	Storage media	SD/SDHC memory card MAX32GB
	AC input	AC 100-240V, 50/60Hz (ADC-16)
	DC input	DC 10-15V, 7.5A
Operating condition	Battery pack	Li-ion 10.8V, 6400mAh (BU-16)
	Storage condition	Altitude : 0-3,660m, Temperature : -10-50°C, Humidity : 0-95%(non-condensing), Wind velocity : up to 15m/sec
Electrode life *4		Temperature : -40-80°C, Humidity : 0-95%, Battery : -20-30°C(long term)
Software updates		1,500 arc discharges
Data management		Internet
		Can be stored, edited and analyzed by dedicated PC software

*1 : Average value of the final inspection in room temperature with Sumitomo Electric identical fiber. Measured by cut-back method relevant to ITU-T and IEC standards.

*2 : Splice & Heat cycles may vary depending on the battery status and the operating environment.

*3 : Wireless LAN connectivity is not available in all countries. For more details, please refer to our Web site. <http://global-sei.com/sumitomo-electric-splicers/>

*4 : Achieved in lab condition. Electrode life may vary depending on the operating environment.

Environmental Durability*

	Test details
Shock resistance	Drop from 76cm on 5 faces (excluding top face)
Impact resistance	Equivalent to IK07 on LCD monitor
Water resistance	Equivalent to IPx2
Dust resistance	Equivalent to IP5x

*Splicer operation after shock, impact, water or dust tests, was confirmed under battery power, by Sumitomo Electric.
Does not guarantee the product will not be damaged by these conditions.



Ordering Information

Part Number	Splicer Kit	Holders	Remover & Cleaver	Other
TYPE-Q102-M12p-KIT-6Rp1	Quantum Q102-M12+ Ribbon Fiber Splicer Kit with Dual Built-in Heat Shrink Ovens, Shipping Case, one set of Spare Electrodes (ER-10), Cooling Tray, AC Interface/Battery Charger with Power Cord, Battery Unit (BU-102), Fiber Protection Sleeves (FPS-6), V-groove Cleaning Brush(VGB-004), Cleaning Kit (FUS-CLN- KIT)	250um 12-Fiber Holders (FHM-12V), 250um Single Fiber Holders (FHS-025)	Table Top Cleaver (FC-6R+), Thermal Jacket Remover (JR-7)	—
TYPE-Q102-M12p-KIT-6Rp2	Same as Above	250um 12-Fiber Holders (FHM-12V), 250um Single Fiber Holders (FHS-025)	Table Top Cleaver (FC-6R+), Thermal Jacket Remover (JR-7)	Fiber arrangement tool (FTA-02), Consumable Kit (FAC-24)
TYPE-Q102-M12p-KIT-6Rp3	Same as Above	250um 12-Fiber Holders (FHM-12V), 250um Single Fiber Holders (FHS-025)	Table Top Cleaver (FC-6R+), Thermal Jacket Remover (JR-7)	Glueless Fiber Arrangement Tool (OFA-02)
TYPE-Q102-M12p-KIT-MPO	Same as Above	250um 12-Fiber Holders (FHM-12V), 250um Single Fiber Holders (FHS-025)	Table Top Cleaver (FC-6R+), Thermal Jacket Remover (JR-7)	Lynx2 MPO Assembly Tool System, Consumable Kit, Lynx Shears, 2mm/3mm Cord Tool, Lynx MPO Metal Holder



Carrying case with worktable
CC-72




Table-top cleaver
FC-6R+



Hot jacket remover
JR-7



Spare V-groove
SVG01-1220



Pitch changing holder
PCH-12V



Fiber Arrangement tool
OFA-02



North Carolina (U.S.A)
Sumitomo Electric Lightwave Corp.

201 South Rogers Lane, Suite 100,
Raleigh, NC 27610, U.S.A
TEL: +1-919-541-8100